

台達電子2021年第一季財報法人說明會

線上Q&A說明

- 會議將於 [4/29 15:00](#) 準時開始
- 與會者可於線上進行提問
- 提問前請先輸入您所屬的代表機構及姓名
- 如無法線上提問，請聯絡技術團隊# 5074

Delta Electronics, Inc.

Q1 2021 Results Analyst Meeting

Instructions of online Q&A

- [The meeting will start at 15:00, April 29](#)
- Participants may raise your questions via textbox
Please identify your name and company before asking questions
- Please contact our IT team should you encounter any technical issues: (02)8797-2088 # 5074



Delta Electronics, Inc. Q1 2021 Results

台達電子2021年第一季財報法人說明會

29 April 2021



- **The financial numbers hereby are based on International Financial Reporting Standards (IFRS)**

本簡報財務數字係根據國際財務報導準則編製

- **Cumulative consolidated numbers were reviewed by CPA**

合併數字經會計師查閱簽證



Q1 2021 Financial Results

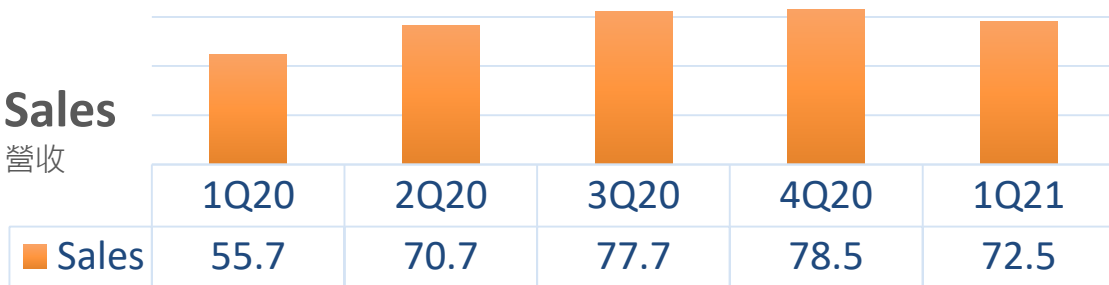
2021年第一季結算數字

Sales Revenues & Gross Profits

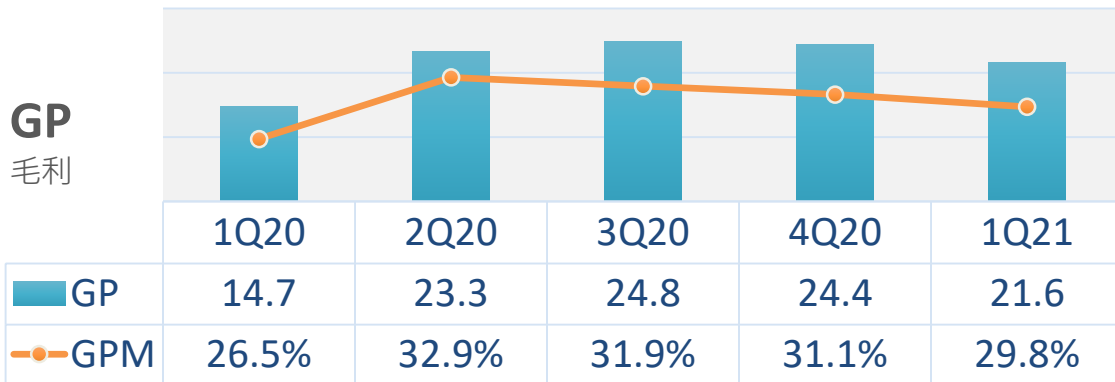
合併營收及毛利

NT\$ billion
新台幣十億元

Sales
營收



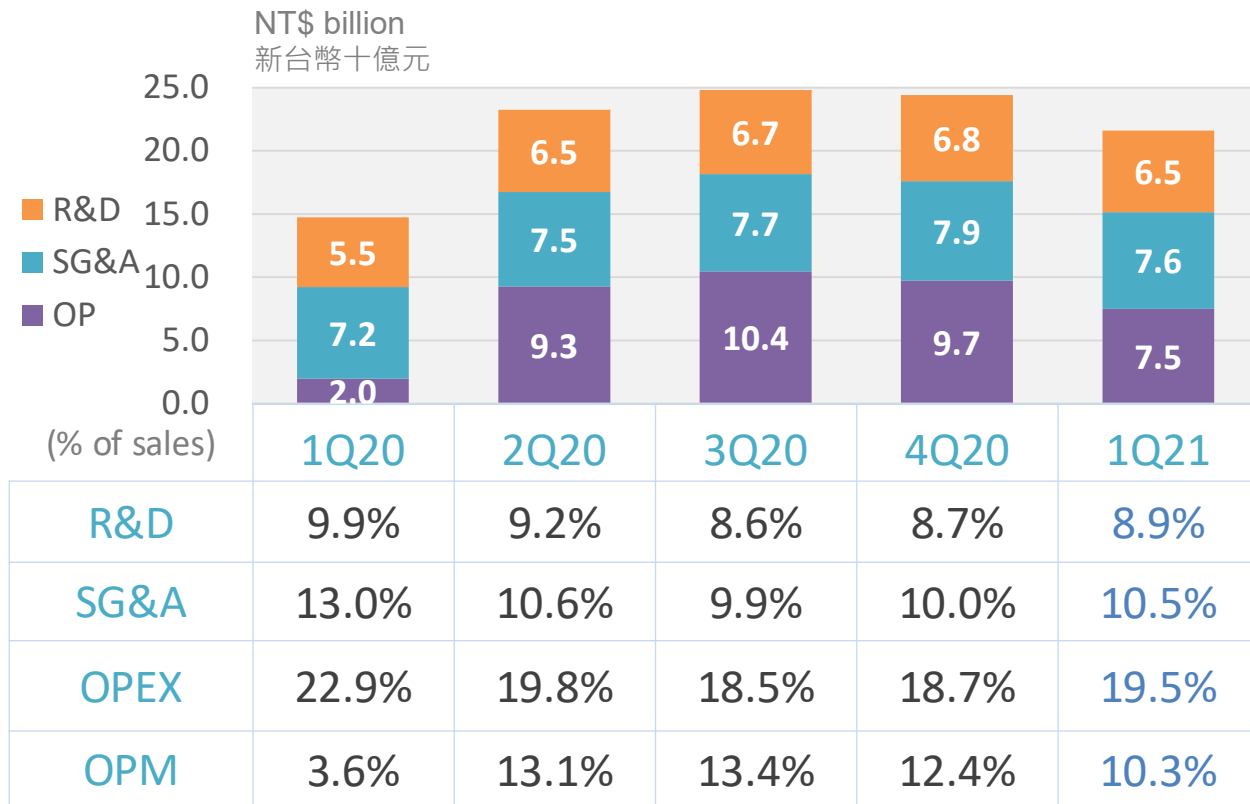
GP
毛利



	y/y 年對年	q/q 季對季
Sales 營收	+30%	-8%
GP 毛利	+47%	-12%

Operating Profits & Expenses

營業淨利及費用

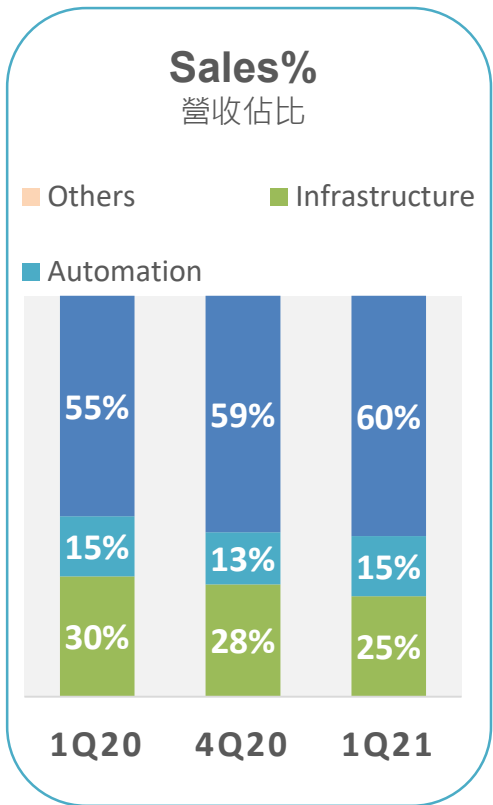


	y/y 年對年	q/q 季對季
R&D 研發費用	+17%	-5%
SG&A 銷管費用	+6%	-3%
OPEX 總營業費用	+11%	-4%
OP 營業淨利	+279%	-23%

Performance by Segment

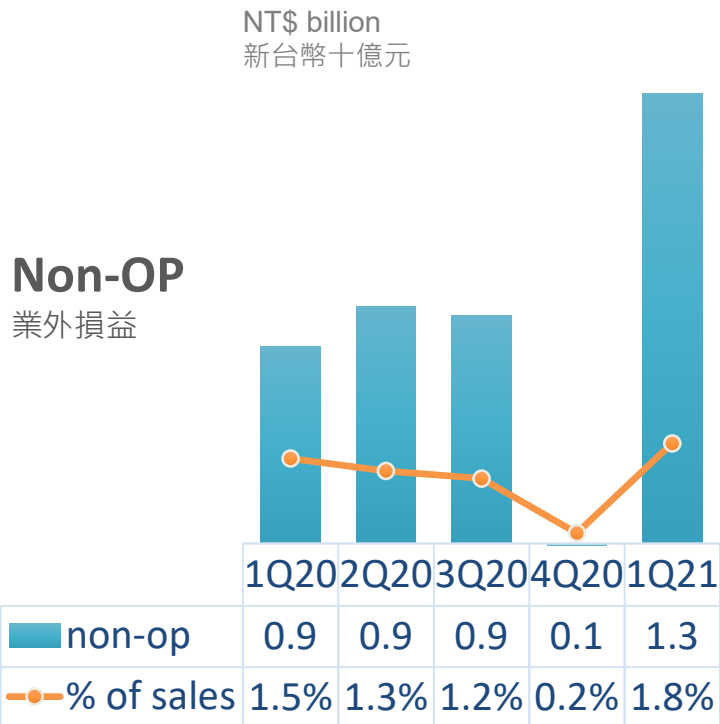
主要部門表現

NT\$ million 新台幣百萬元	Sales		Profits			
	y/y 年對年	q/q 季對季	y/y 年對年	q/q 季對季		
Power Electronics 電源及零組件	43,527	+42%	-6%	5,062	+203%	-24%
Automation 自動化	10,618	+25%	+6%	1,270	+269%	+11%
Infrastructure 基礎設施	18,264	+11%	-17%	1,169	N/A	-41%



Non-operating Profits

業外損益



NT\$ million 新台幣百萬元	1Q20	4Q20	1Q21
Gain on disposal of investment 處分投資損益	(85)	(15)	0
Interest income 利息收益	50	32	48
FX income 匯兌損益	376	12	307
Others 其他	516	121	958
Total 合計	857	150	1,313

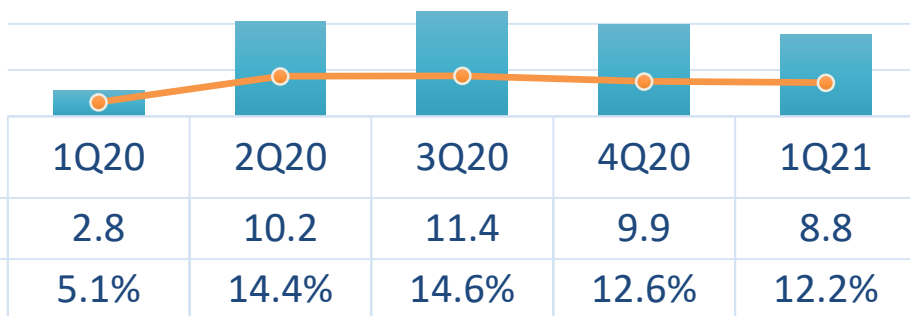
Profits before Tax v.s EBITA

稅前淨利及息稅折舊及攤銷前利潤

Profits before tax

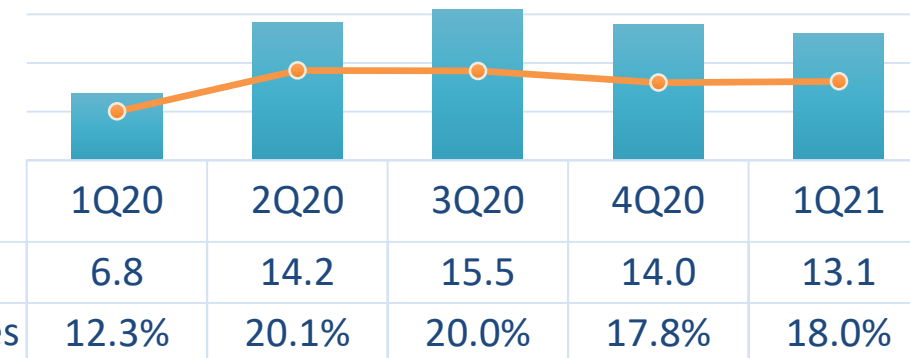
稅前淨利

NT\$ billion
新台幣十億元



EBITA

息稅折舊及
攤銷前利潤



	y/y 年對年	q/q 季對季
Profits before tax 稅前淨利	+211%	-11%
EBITA 息稅折舊及 攤銷前利潤	+91%	-7%

Net Profits after Tax

稅後淨利

Net profits after tax

稅後淨利

NT\$ billion
新台幣十億元



Net profits after tax	2.1	7.6	8.4	7.4	6.6
% of sales	3.7%	10.7%	10.8%	9.5%	9.1%

	y/y	q/q
Net profits after tax	+218%	-11%

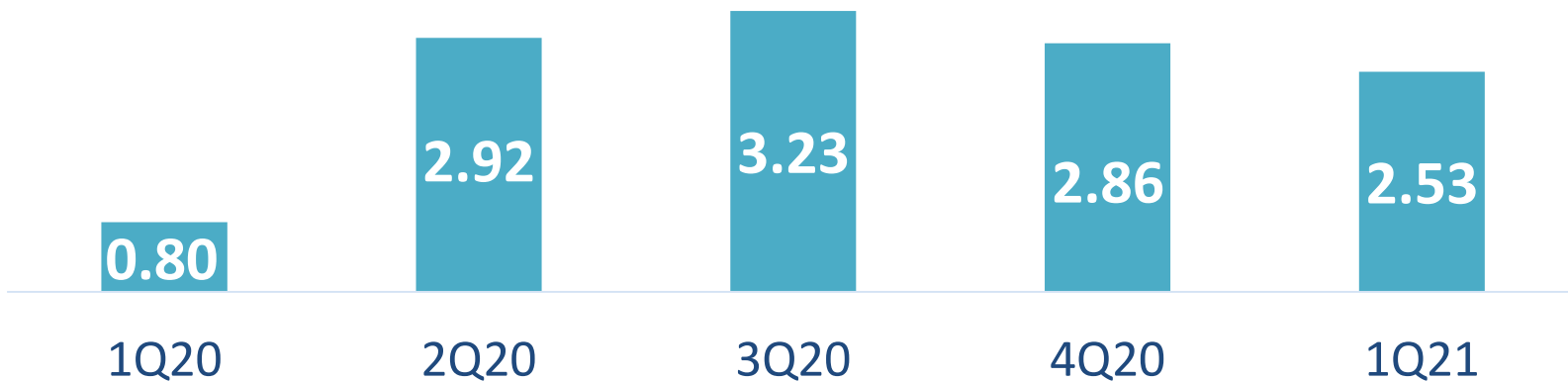
NT\$ million 新台幣百萬元	1Q20	4Q20	1Q21
Profit before income tax 稅前淨利	2,837	9,884	8,814
Income tax 所得稅	(608)	(1,963)	(1,771)
Non-controlling interest 非控制權益	(162)	(490)	(463)
Net profit after tax 稅後淨利	2,067	7,431	6,580



EPS

每股淨利

Unit: NT\$
新台幣元



*EPS based on shares outstanding of 2,598 million.

每股盈餘之設算基於在外流通股數25.98億股。



電源及零組件
Power Electronics

- **Power supplies**
電源供應器
- **Fans & thermal**
風扇及散熱管理
- **Passive components**
被動元件
- **On-board EV solutions**
汽車電子



自動化
Automation

- **Industrial automation**
工業自動化
- **Building automation**
樓宇自動化



基礎設施
Infrastructure

- **ICT infrastructure**
資通訊基礎設施
 - ✓ **Telecom power**
通信電源
 - ✓ **Datacenter solutions**
資料中心解決方案
 - ✓ **Networking**
網通系統
- **EIS infrastructure**
能源基礎設施
 - ✓ **Off-board EV charger**
電動車充電設備
 - ✓ **Renewable energy & Energy Storage System**
可再生能源及儲能設備
 - ✓ **Display**
視訊系統

Smarter. Greener. Together.

To learn more about Delta, please visit www.deltaww.com

